









ere]

Area of Learning	Week 1 03/06/2024	Week 2 10/06/24	Week 3 17/06/24	Week 4 24/06/24	Week 5 01/07/24	Week 6 08/07/24	Week 7 15/07/24
TOPIC	Personal, Social and Emotional Development	Communication and Language	Physical Development	Literacy	Maths	Understanding the World	Expressive Arts and Design Sports day & Graduation 18th July
NUMBER	What makes.. 6	What makes.. 7	What makes.. 8	What makes.. 9	What makes.. 10	Recap	Recap
SHAPE	Pentagon	Hexagon	Octagon	Oval	Square Circle	Triangle Rectangle	Recap
Colour	How do you make green?	How do you make orange?	How do you make purple?	How do you make light blue?	How do you make dark blue?	How do you make pink?	Recap
Season	Spring	Spring	Summer	Summer	Summer	Summer	Summer
Concept Cat's Word	Tallest	Heavier	Short	Front	Around	Last	Recap

[Type here]

	Personal, Social and Emotional Development	Communication and Language	Physical Development	Literacy	Maths	Understanding the World	Expressive Arts & Design
IDEAS FOR PARENTS	<p>We are going to be discussing different occupations and people that help us over the next 6 weeks. Talk to your child about the importance of the emergency services in keeping us all safe. We will also be looking at road safety and stranger danger. Play turn taking games with our child and allow them to win and lose. Orchard Toys do a great selection of turn taking games.</p> 	<p>This year we are really focusing on attention and listening, especially at key times - circle time, you could support this by playing listening games, such as simon says. Taking turns in conversations is an important skill to learn. Remind your child when it is time to listen to what is being said and when to reply. Create a turn taking stick as a prompt.</p> 	<p>As the days are warmer what better way to explore different ways of moving than visiting parks. Encourage your child to have a go on apparatus they would usually shy away from, provide them with that sense of belief.</p> <p>With the run up to sports day we will be practising different races within pre-school, you could extend this and do races with your child. Talk about taking part and good sportsmanship. Other team games that we will explore will include duck, duck</p>	<p>Here is an example of a Phonic activity that you could try with your child at home.</p>  <p>It is a simple way of practising recognising letters and then making the correct sounds.</p> <p>Your child may now be starting to form or already forming some letters of their name, to extend this learning and to think about all</p>	<p>Go on a shape hunt and look for shapes within the environment.</p>  <p>2d and 3d shapes.</p>  <p>Talk about the characteristics of these shapes. Our school leavers have great shape knowledge!</p> <p>In maths we will also be thinking about positional language and exploring this with different</p>	<p>The past 6 weeks learning will come together for the children to discuss different occupations and understand why and how people help us. Take time with your child to also talk to them and check in on their understanding. What job would they like to do when they are older?</p> <p>The children will be exploring different countries this week, it would be great if you have any photographs from visiting different countries that</p>	<p>Listen to different types of music with your child, how does each piece of music make you feel? Explain to them how it makes you feel too so that they can hear other opinions. Do any family members play an instrument? We would love to see photos or even videos on Tapestry to share with all the children at circle time. Maybe you would like to come in and show the children your talent! Please talk to a member of staff if you are able to do this.</p> <p>When your child is drawing talk to</p>

[Type here]

	<p>Make tooth brushing time fun! YouTube have lots of different songs that can be used to ensure your children brush for the full two minutes. Discuss the importance of oral hygiene and making healthy choices with food and drink. The link below is a CBeebies clip of visiting the dentist. www.youtube.com/watch?v=GGJRR5RsaIU</p>	<p>Whilst out in the garden or going on a walk take time to stop and listen to the sounds around you. Ask your child about what they can hear. Has your child got a favourite story? We would love to hear what it is, take a photo of your child and the book and upload to Tapestry. We will then use this to extend conversations and stories and characters.</p>	<p>goose and what's the time Mr Wolf.</p> <p>We will be supporting your child to hold a pencil with a comfortable grip for them, encouraging them to give meaning to what they write and draw. For children who are writing letters we will look at the way they are forming these letters and support children in forming them correctly.</p> <p>In pre-school we will also be focusing on scissor skills.</p>	<p>the letters within their name you could use various items to spell it out; here pasta is used.</p>  <p>If your child is beginning to write letters, perhaps they could help by writing shopping lists for you.</p> <p>We will be looking at story sequencing, you could support this with the bedtime story, asking your child what happened at the beginning, middle and end of the story.</p>	<p>activities. Ask your child to show you the song and actions for 'in, under, on' song.</p> <p>We will be investigating sequencing language - 'first', 'next' and 'last', you could encourage this at home when baking with your child or getting your child to help set the table for dinner; 'first we need knife and fork, then we need plates and last we need cups' etc.</p>	<p>you could upload to Tapestry, we will use these to support our learning.</p> <p>We are also hoping to have a special visitor in this week, which will link in with people and communities very well, keep an eye out for an announcement nearer the time!</p>	<p>them about key features that they could include, how could they represent feelings and sounds into their work?</p>
--	---	--	---	---	--	--	---

SCHOOL READY IDEAS FOR THIS TERM –Your child should now be independent in attending to their own toileting needs, please talk to a member of staff if you feel you need support in this area. Personal toys, teddies and other items will not be allowed into school to help prepare for this please support your child by leaving items at home. Begin to use knife and fork safely, put rubbish into bin and clean own face if needed after lunch. Take care of own possessions, carrying own bag/drink and collecting their own items ready for home time. Sit and attend at circle time appropriately.